


TRAVEL TO CAMPUS THE OTHER WAY

E-bikes - first results mobility pilot

LARGEST GROUP OF E-BIKERS COMES FROM ROTTERDAM, THE HAGUE AND DELFT



THE HAGUE
ROTTERDAM
DELFT
TU DELFT CAMPUS

77%
OF THE E-BIKE TESTERS IS MORE POSITIVE ABOUT THE E-BIKE AFTER USING IT.

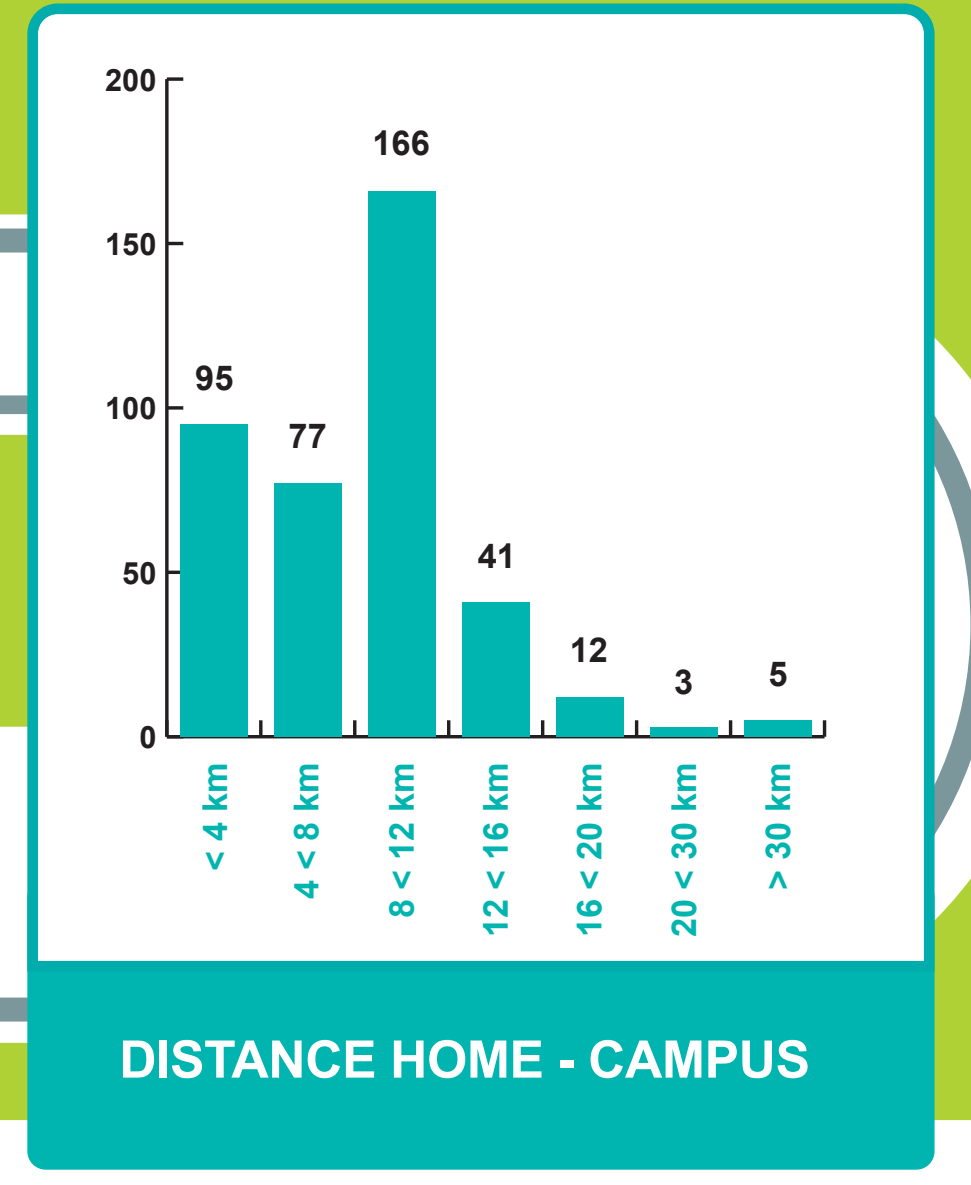


22 VS 17 MILLION
THE NUMBER OF BIKES IS HIGHER THAN THE NUMBER OF PEOPLE LIVING IN THE NETHERLANDS

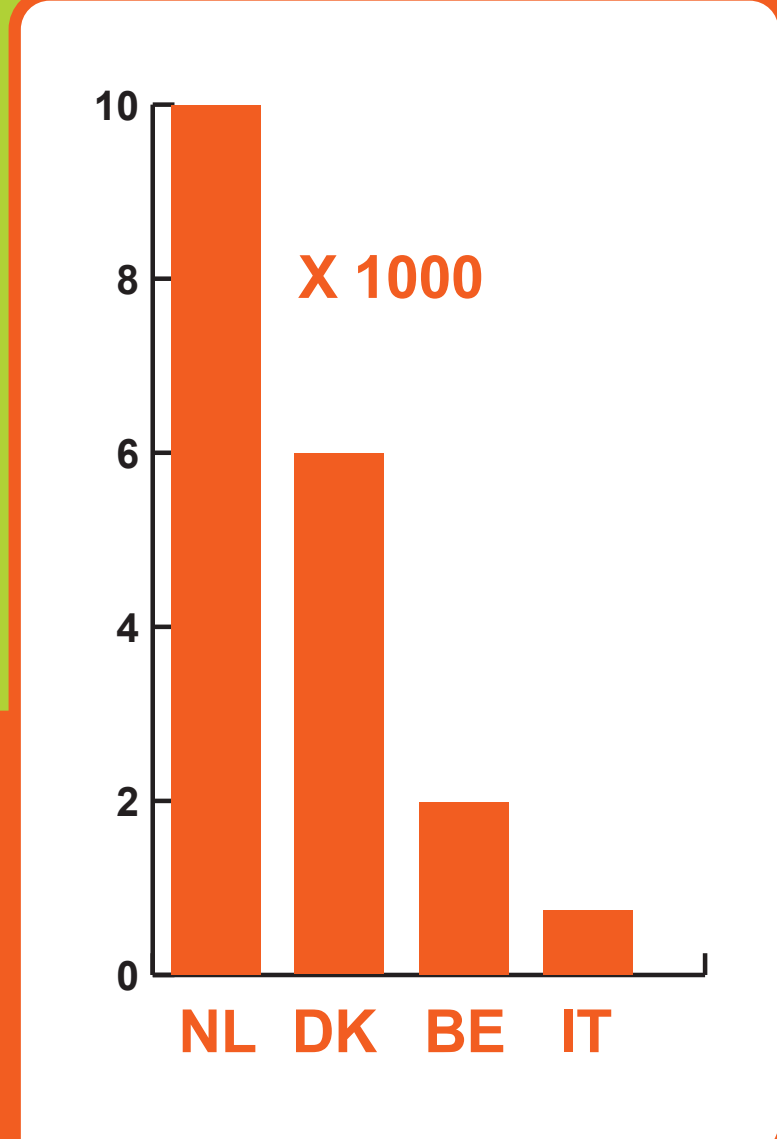
9.5 KM
AVERAGE COMMUTING DISTANCE (as the crow flies)



55%
E-BIKED MORE THAN TWICE A WEEK



PER CAPITA NOWHERE ELSE IN THE WORLD ARE AS MANY E-BIKES SOLD AS IN THE NETHERLANDS



> 1000 KM
CYCLED BY 16 PARTICIPANTS

35
IS THE AVERAGE AGE

71%
WANTS TO CONTINUE TO CYCLE 2-5 DAYS A WEEK

2 X
AN E-BIKE HAS TWICE AS LARGE A CYCLING RANGE THAN A REGULAR BIKE

423 KM
AVERAGE CYCLE DISTANCE IN 8 WEEKS

1,699 KM
TRAVELLED IN 8 WEEKS BY THE BIGGEST BIKE HERO

68%
THOUGHT IT WAS EASY TO E-BIKE AT LEAST TWICE A WEEK

1,8 MILLION KCAL
1.8 MILLION CALORIES BURNT IN BLOCK 1-3. THIS IS OVER 36,000 CHRISTMAS COOKIES

44%
IS MORE NEGATIVE ABOUT THE CAR AFTER THE PILOT

A BIKE TAKES 1/8 OF THE SPACE THAT A CAR TAKES

